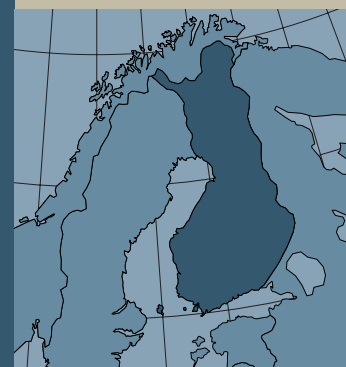


FINLAND

Before 1900



Beginning Finnish researchers will also need: *Genealogical Word List: Finnish* (35815) and *Genealogical Word List: Swedish* (31028). Finnish Lutheran records were uniformly kept in Swedish until the late 1800s. The transition from Swedish to Finnish was done at a different time for each parish, and many parishes still use only Swedish. Translated words in this guide are given as follows: Finnish/Swedish.

If your ancestor lived in Finland in 1900 or before, follow the steps in this booklet to find the records of his or her family. These instructions will show you which records to search, what to look for, and what tools to use. One piece of information will lead to another until you have identified each family member and filled out a family group record.

1

Find your ancestor's birth in church records.

2

Find your ancestor and his or her siblings in preconfirmation records. (If preconfirmation records are not available, skip to step 3.)

3

Find your ancestor's parents in communion records.

4

Find the birth record for your ancestor's siblings.

5

Find the marriage record for your ancestor's parents.

Latter-day Saints: Now see additional instructions for submitting names for temple ordinances.



The steps and tools you will need are described inside. ►

HOW TO BEGIN—PREPARATION

You should have already gathered information from your home and family and filled out family group records and a pedigree chart. You may have checked FamilySearch™ or other computer files to see if others have researched your Finnish family.

To begin:

A. From your pedigree chart, choose an ancestor who was born in Finland prior to 1900. You must know the birth date and birthplace (parish) in order to find the ancestor's family. (For help finding the parish, see page 7.)

B. Write your ancestor's name in the children's section of a new family group record.

Read through the instructions in this booklet.

Then follow the steps in the case study to find your ancestor's family.

Tips

If you don't know your ancestor's birth date:

- Start with a more recent generation. You will learn how to do research, and you will probably discover something you didn't know about your family.
- Find the records for the family in the example given. This will teach you basic research skills before you search for your own family. This is a good class activity.

If you don't know the parish, village, or county where your ancestor was born, see "Tips" on page 7.

Pedigree Chart

Chart no. _____

No. 1 on this chart is the same as no. _____ on chart no. _____

Mark boxes when ordinances are completed

☐ Baptized ☐ Endowed ☐ Sealed to parents ☐ Sealed to spouse ☐ Family Group Record exists or this couple ☐ Children's ordinances completed

1 (Father) _____

When born _____

Where _____

When married _____

Where _____

When died _____

Where _____

2 (Mother) _____

When born _____

Where _____

When married _____

Where _____

When died _____

Where _____

3 (Spouse) _____

When born _____

Where _____

When married _____

Where _____

When died _____

Where _____

4 (Father of no. 1) _____

When born _____

Where _____

When married _____

Where _____

When died _____

Where _____

5 (Mother of no. 1) _____

When born _____

Where _____

When married _____

Where _____

When died _____

Where _____

6 (Father of no. 2) _____

When born _____

Where _____

When married _____

Where _____

When died _____

Where _____

7 (Mother of no. 2) _____

When born _____

Where _____

When married _____

Where _____

When died _____

Where _____

8 (Father of no. 3) _____

When born _____

Where _____

When married _____

Where _____

When died _____

Where _____

9 (Mother of no. 3) _____

When born _____

Where _____

When married _____

Where _____

When died _____

Where _____

10 (Father of no. 4) _____

When born _____

Where _____

When married _____

Where _____

When died _____

Where _____

11 (Mother of no. 4) _____

When born _____

Where _____

When married _____

Where _____

When died _____

Where _____

12 (Father of no. 5) _____

When born _____

Where _____

When married _____

Where _____

When died _____

Where _____

13 (Mother of no. 5) _____

When born _____

Where _____

When married _____

Where _____

When died _____

Where _____

14 (Father of no. 6) _____

When born _____

Where _____

When married _____

Where _____

When died _____

Where _____

15 (Mother of no. 6) _____

When born _____

Where _____

When married _____

Where _____

When died _____

Where _____

Your name and address _____

Telephone number _____ Date prepared _____

Published by The Church of Jesus Christ of Latter-day Saints 3/96 Printed in USA 31826

Family Group Record If typing, set spacing at 1 1/2 Page _____ of _____

Wife's date of birth: 4 Oct 1986

Husband (Given name) _____ Last name _____

Born (day month year) _____ Place _____ LDS ordinance dates _____ Temple _____

Christened _____ Place _____ Baptized _____

Died _____ Place _____ Endowed _____

Buried _____ Place _____ Sealed to parents _____

Married _____ Place _____ Sealed to spouse _____

Husband's father (Given name) _____ Last name _____

Husband's mother (Given name) _____ Maiden name _____

Deceased _____

Wife (Given name) _____ Last name _____

Born (day month year) _____ Place _____ LDS ordinance dates _____ Temple _____

Christened _____ Place _____ Baptized _____

Died _____ Place _____ Endowed _____

Buried _____ Place _____ Sealed to parents _____

Wife's father (Given name) _____ Last name _____

Wife's mother (Given name) _____ Maiden name _____

Deceased _____

Children List each child (whether living or dead) in order of birth

1 (Given name) **Heikki** Last name **Juustila** LDS ordinance dates _____ Temple _____

Born (day month year) **21 Apr 1997** Place **Liminka, Oulu, Finland** Baptized _____

Christened _____ Place _____ Endowed _____

Died _____ Place _____ Sealed to parents _____

Spouse (Given name) _____ Last name _____

Married _____ Place _____ Sealed to spouse _____

2 (Given name) _____ Last name _____

Born (day month year) _____ Place _____ LDS ordinance dates _____ Temple _____

Christened _____ Place _____ Baptized _____

Died _____ Place _____ Endowed _____

Buried _____ Place _____ Sealed to parents _____

Spouse (Given name) _____ Last name _____

Married _____ Place _____ Sealed to spouse _____

3 (Given name) _____ Last name _____

Born (day month year) _____ Place _____ LDS ordinance dates _____ Temple _____

Christened _____ Place _____ Baptized _____

Died _____ Place _____ Endowed _____

Buried _____ Place _____ Sealed to parents _____

Spouse (Given name) _____ Last name _____

Married _____ Place _____ Sealed to spouse _____

Select **only one** of the following options. The opt on you select applies to all names on this form.

☐ **Option 1 Family File** Send all names to my family file at the _____ Temple

☐ **Option 2 Temple File** Send all names to any temple and assign proxies for all approved ordinances

☐ **Option 3 Ancestral File** Send all names to the computerized Ancestral File for research purposes only not for ordinances. I am including the required pedigree chart

Your name _____

Address _____

Phone () _____ Date prepared _____

Published by The Church of Jesus Christ of Latter-day Saints 10/85 Printed in USA 31827

THE RESEARCH PROCESS

The following pages walk you through the research process. In the case study, Jussi is looking for the family of Heikki Juustila. He takes his family group records and pedigree chart to a family history center. Here he looks in the

Family History Library Catalog for the records he wants and orders the microfilms he needs. He makes several visits to the center. Follow these steps to find your family.

THE RESEARCH PROCESS

Case Study: Heikki Abraminpoika Juustila, born in 1897 in Liminka Parish, Oulu County, Finland.

Your ancestor: _____, _____, _____, _____, _____, Finland.
name birth date village parish county

1

FIND YOUR ANCESTOR'S BIRTH (CHRISTENING) RECORD IN CHURCH RECORDS (See "Church Records: Births," page x).

A. At the family history center, Jussi searches in the Family History Library Catalog for the parish where his ancestor was born (Liminka Parish in Oulu County). Then he looks for church records. (See "Using the Family History Library Catalog", p. 9.)

B. He finds births for 1896–1900 on FHL fiche 6365951-2 and orders them. Heikki's birth record is on the first fiche. His surname is not listed. His father's first name is Aappo (Finnish) here, but in other records the Swedish

version, Abram, may be used. (To learn how names change, see "Naming Customs" on page 15.) Jussi photocopies the record for his files.

C. On the family group record, Jussi writes: (1) Heikki's birth information on the front and (2) source information (such as preconfirmation book, parish name, film or fiche number, page 1:22) on the back. Later he can look for more information about Heikki's family in this source.

| Month | Birth date | Christening date | Page in the preconfirmation book | Child's name, parents' names, status, and residence, witnesses, who baptized the child | Male | Female | Mother's age |
|--|---------------|------------------|----------------------------------|---|------------|------------|--------------------------|
| <p style="text-align: center;">Vuonna 1897 Syntyneet ja Kastetut Limingan Seurakunnassa.</p> | | | | | | | |
| Koukansi. | Syntymäpäivä. | Kaste-päivä. | Lohi Lasten-kirjassa. | Lapsen nimi. Vanhempain nimi, sääty ja koto. Kummien nimi ja sääty. Kuka lapsen kastoi. | Miespuoli. | Naispuoli. | Lapsen syntymä-ajan ikä. |
| Heikkilä | 21 | 2 | 132 | Heikki. Pö. Tal. Aappo Juustila v. Maria Tyt. Tal. Matti Heikkari v. Lotta, Tal. Aap- po Karppa v. Reeta, Tal. Bräntä Pötkö Tal. Wiljo Hakko. Kastoi Juh. Korhonen. | 1 | | 29. |

2

FIND YOUR ANCESTOR AND HIS OR HER SIBLINGS IN THE PRECONFIRMATION BOOK FROM CHURCH RECORDS.

(See "Church records: Preconfirmation and Communion Books" on page 11.)

A. Jussi now looks in preconfirmation records for Heikki and any brothers or sisters. (These records show children usually under age 14 who have not yet been confirmed or had their first communion.) In the catalog in Liminka parish under church records, Jussi finds preconfirmation records listed by years and villages. He looks for 1897, Heikki's birth year. He finds two books (Iab8 and Iab9) that cover 1890–1900. (If preconfirmation records had not been available, he would have skipped to step 3.)

B. He gets the first book on (FHL fiche 6365909).

C. On page 22 of the first book (FHL fiche 6365909), Jussi finds Heikki and an older brother Isak listed under the parents' names. He also finds important information

about the residence: village of Ala-Temmes and house number 8 in a small farm area named Pääkkö. (This information may be on the birth records.)

D. On the family group record, Jussi records:

1. His brother's birth date and the family's residence on the front and
2. source information on the back.

E. Jussi searches earlier and later preconfirmation records (if available) to see if there are any more children in this family. If preconfirmation records are not available, he should go directly to the communion books.

THE RESEARCH PROCESS

Family Group Record If typing, set spacing at 1 1/2. Page of

Write date as: 4 Oct. 1896

Write place as: Työn Polk, North Carolina, USA or St. Martins, Birmingham, Warwick, Eng.

| | | | | | |
|---|--|--|--|--|--|
| Husband Given name(s) <i>Abram (Aappo) Heikinpoika</i> | | Last name <i>Juustila</i> | | <input type="checkbox"/> See "Other marriages" | |
| Born (day month year) <i>14 Jan. 1872</i> | Place <i>, Liminka, Oulu, Finland</i> | LDS ordinance dates | | Temple | |
| Christened | Place | Baptized | | | |
| Died | Place | Endowed | | | |
| Buried | Place | Sealed to parents | | | |
| Married <i>30 Jun. 1893</i> | Place <i>, Liminka, Oulu, Finland</i> | Sealed to spouse | | | |
| Husband's father Given name(s) <i>Heikki (Henrik)</i> | | Last name | | <input type="checkbox"/> Deceased | |
| Husband's mother Given name(s) | | Maiden name | | <input type="checkbox"/> Deceased | |
| Wife Given name(s) <i>Maria Isakintytär</i> | | Maiden name <i>Pääkkö</i> | | <input type="checkbox"/> See "Other marriages" | |
| Born (day month year) <i>27 Nov. 1868</i> | Place <i>, Liminka, Oulu, Finland</i> | LDS ordinance dates | | Temple | |
| Christened | Place | Baptized | | | |
| Died | Place | Endowed | | | |
| Buried | Place | Sealed to parents | | | |
| Wife's father Given name(s) | | Last name | | <input type="checkbox"/> Deceased | |
| Wife's mother Given name(s) | | Maiden name | | <input type="checkbox"/> Deceased | |
| Children List each child (whether living or dead) in order of birth. | | | | LDS ordinance dates | |
| Temple | | | | | |
| 1 Sex <i>M</i> | | Given name(s) <i>Isak Abraminpoika</i> | | Last name <i>Juustila</i> | |
| <input type="checkbox"/> See "Other marriages" | | Born (day month year) <i>25 Sep. 1894</i> | | Place <i>Ala-Temmes, Liminka, Oulu, Finland</i> | |
| Christened <i>30 Sep. 1894</i> | | Place <i>, Liminka, Oulu, Finland</i> | | Baptized | |
| Died | | Place | | Endowed | |
| Spouse Given name(s) | | Last name | | Sealed to parents | |
| Married | | Place | | Sealed to spouse | |
| 2 Sex <i>M</i> | | Given name(s) <i>Heikki Abraminpoika</i> | | Last name <i>Juustila</i> | |
| <input type="checkbox"/> See "Other marriages" | | Born (day month year) <i>21 Apr. 1897</i> | | Place <i>Ala-Temmes, Liminka, Oulu, Finland</i> | |
| Christened <i>9 May 1897</i> | | Place <i>, Liminka, Oulu, Finland</i> | | Baptized | |
| Died | | Place | | Endowed | |
| Spouse Given name(s) | | Last name | | Sealed to parents | |
| Married | | Place | | Sealed to spouse | |
| 3 Sex | | Given name(s) | | Last name | |
| <input type="checkbox"/> See "Other marriages" | | Born (day month year) | | Place | |
| Christened | | Place | | Baptized | |
| Died | | Place | | Endowed | |
| Spouse Given name(s) | | Last name | | Sealed to parents | |
| Married | | Place | | Sealed to spouse | |
| Select only one of the following options. The option you select applies to all names on this form. | | | | Your name | |
| <input type="checkbox"/> Option 1—Family File Send all names to my family file at the _____ Temple. | | | | Address | |
| <input type="checkbox"/> Option 2—Temple File Send all names to any temple, and assign proxies for all approved ordinances. | | | | | |
| <input type="checkbox"/> Option 3—Ancestral File Send all names to the computerized Ancestral File for research purposes only, not for ordinances. I am including the required pedigree chart. | | | | Phone () | |
| | | | | Date prepared | |

Published by The Church of Jesus Christ of Latter-day Saints 10/93 Printed in USA 31827

Front of family group record

1

Sources of information Add further information on attached sheets as necessary.

Liminka Parish Records

1. Births (1896–1900) page 1:22, FHL fiche 6365951
2. Preconfirmation book (1890–1900), FHL fiche 6365909
3. Communion book (1891–1900), FHL fiche 6365861
4. Births (1894), FHL fiche 6365949
5. Marriages (1890s), FHL fiche 6365964

Note: Please take every reasonable step to see that the information on this form is as accurate and complete as practical. This will help maintain the integrity of Church family history files and reduce duplication of temple ordinance work.

Back of family group record

THE RESEARCH PROCESS

FIND THE MARRIAGE RECORD OF YOUR ANCESTOR'S PARENTS FROM CHURCH RECORDS.

(See "Church Records: Marriage" on page 12.)

A. Jussi looks for marriage records using the date given in the communion book (30 June 1893) and the place where the oldest child was born. In the catalog, he looks for Liminka parish, then church records, then marriage records.

B. Jussi finds FHL fiche 6365964. He finds 30 June 1893 and finds the parents' record. If he had not had the marriage date in the communion book, he would have started looking at the first child's birth date and looking at earlier

records until he found the marriage. If the marriage was not in the parish, he would try neighboring parishes where the parents were born.

C. On the family group record, Jussi writes:

1. The marriage information on the front and
2. source information on the back.

D. Jussi has the information he needs for this family.

| Date | Page | Name, status, where married, and marriage performed by | Age | Both unmarried | Widower unmarried | Widow unmarried | Widow and widow |
|---|--|--|-----|-------------------|----------------------|------------------------------------|----------------------------------|
| Aika jona vihittiin. Tiden då rigades skedd. | Latvi Kirkon-kirjassa. Pst. i Myllysalon. | Vihittyin sääty ja nimi. Vihkimä-paikka. Vihkijän nimi. De rigdes stånd och namn. Hvarst riget skett. Af hvem förrättadt. | | | | Vihittyin i k. De rigdes stånd. | Latvi i k. Pst. i Myllysalon. |
| Kuukausi. Månad. | Päivä. Dag. | | | | | | |
| Kesäkuu | 30. | 1:22. Talollisen poika, naimiess Abram Vihkinpoika ka Junttila ja naimi talontytär Maria Ha kin tytär Paakko. Vihki Paakolla G. G. Forsman. | 21 | 1. | | | |
| Heinä | 14. | 1:50. Talonpoika, naimiess... G. G. Forsman. | 25 | 1. | | | |

Latter-day Saints now have the minimal information required for this family's temple submissions. Ask for help to submit names for temple ordinances.

NOW YOU CAN REPEAT STEPS 1 THROUGH 5 TO FIND ANOTHER FAMILY.

Look for the families of each of your ancestor's parents. Start with a new family group record, and look first for a birth record.

HELPS FOR FINDING RECORDS

Finding Places

To find records in the Family History Library Catalog and to search Finnish church records, you will need to know the village, parish, and sometimes district and county.

Place Levels (Jurisdictions)

Places are usually written from smallest to largest on family group records. Districts (there are several in a county) are not usually listed. For example:

Ala-Temmes, Liminka, Oulu, Finland
(Village) (Parish), (County), (Country)

Ala-Temmes is a village in Liminka Parish in Oulu County in Finland.

Parish

- To find church records of birth, marriage, death, preconfirmation, and communion, you need to know the parish where your ancestor lived.
- A parish is the area (jurisdiction) where a Lutheran minister served and kept records (similar to a Latter-day Saint ward). The parish is usually named for the largest village in the parish area.

County

- To find civil records, such as emigration or census records (not discussed in this guide), you need to know the county. It is also helpful to know the village, parish, and district.

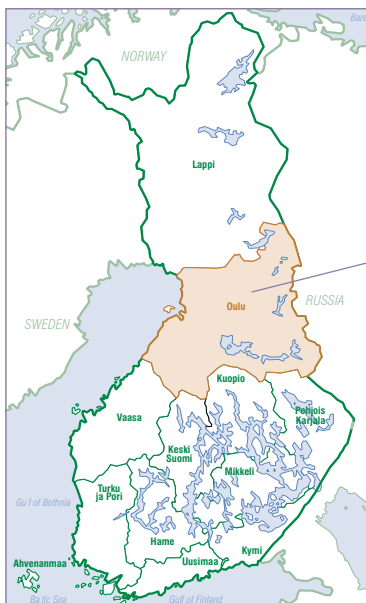
Tips

Translated words are given as follows: Finnish/Swedish. To find your parish (*kunta, pitäjä, seurakunta/kommun, socken, församling*), see the following sources:

- Find an alphabetical list of Finnish parishes that indicates counties, and maps that outline parishes and counties in *Parish and County Listings with Maps of Finland*, 1991, FHL book 948.97 E2ch; fiche 6068252.
- If you know the village, see the postal guide to place-names in Finland, which will give the parish but not the county: *Posti- ja lennätinlaitoksen osoitehakemisto/Post- och telegrafverkets adressförteckning* (in Finnish and Swedish), 1968, FHL book 948.97 E4o; film 824098 item 1. See "Gazetter 1," p. 8.
- To find localities lost to the Soviet Union after World War II, see an older postal guide: *Posti- ja sähkösanomaosoitteiden hakemisto/Uppslagsbok för post- och telegramadresser*, 1930, FHL book 948.97 E8po; film 1440032 item 1. This guide gives both parish and county for a locality, but some county borders have changed since its publication. See "Gazetter 2," p. 8.

On family group records by genealogists:

- If four places are listed, the second place is usually the parish.
- If only three places are listed, the first place is usually the parish.
- Sometimes you will see the name of a province (such as Pohjanmaa/Österbotten) instead of the county. You should change the province names to the correct county names.
- You need the district (*kihlakunta/härad*) to locate civil records.



The counties of Finland



Oulu County with districts and parishes



Liminka Parish

HELPS FOR FINDING RECORDS

Finding Places • Map of Finland

FINLAND—GAZETTEERS

When you look up a locality, remember that the letters *å*, *ä*, and *ö* are alphabetized after the letter *z*.

1. *Gazetteer 1: Posti- ja lennätinlaitoksen osoitehakemisto. Post- och telegrafverkets adressförteckning.*

Look up a locality in this postal guide. If the locality is a parish, it lists the code *srk - församl*. If it is smaller than a parish, it tells you which parish it is in. It does not tell you the county. Once you know the parish, however, you can find the county in the Family History Library Catalog.

This postal guide uses these headings:

| Nimi | Laatu | Kunta | Lähin postitoimipaikka | Etäisyys km |
|------|-------------|--------|------------------------|-------------|
| Namn | Slag | Kommun | Närmaste postanstalt | Avstånd km |
| Name | Description | Parish | Nearest postal office | Distance km |

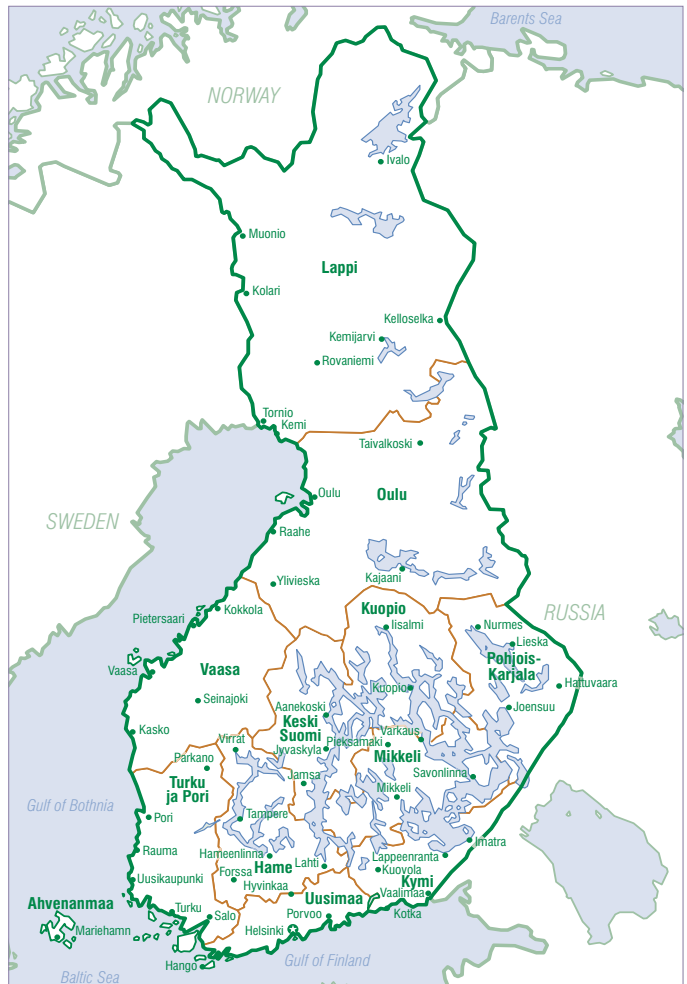
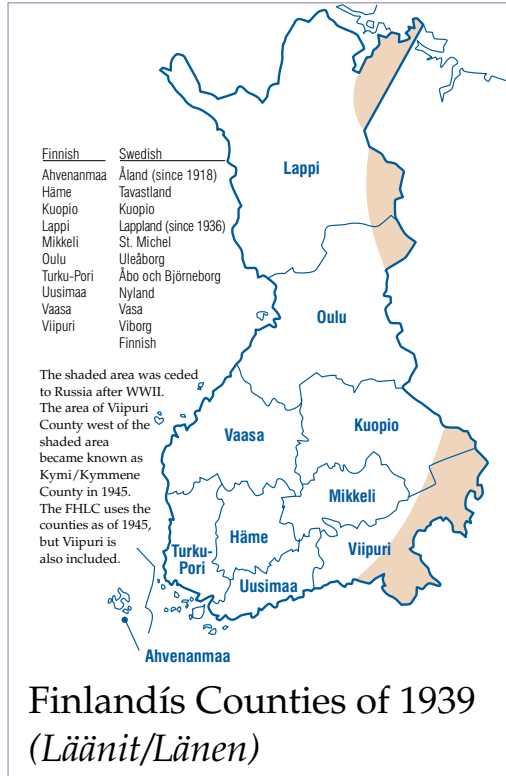
2. *Gazetteer 2: Posti- ja sähkösanomaosoitteiden hakemisto. Posti- ja lennätinhallituksen toimeksiannosta tehnyt Oskar Räsänen. Uppslagsbok för post- och telegramadresser. På uppdrag av Post- och telegrafstyrelsen utarbetad av Oskar Räsänen.*

This postal guide includes information about the areas ceded to the Soviet Union. Localities in Lappi/Lapland county are included in Oulu/Uleåborg county.

This postal guide uses these headings:

| Paikan Orstens Localities | | Lääni ja kunta Län och kommun County and parish | Postitoimipaikka johon lähetys on ohjattava Postanstalt till vilken försändelsen bör sändas Post office to which shipment should be sent |
|---------------------------------|--------------------------------------|--|---|
| nimi namn name | laatu beskaffenhet description | | |

Etäisyys postitoimi-
paikasta
Avstånd från
postanstalten
Distance to Post
office



HELPS FOR FINDING RECORDS

Using the Family History Library Catalog • Using Microfilm

USING THE FAMILY HISTORY LIBRARY CATALOG

Use the Family History Library Catalog to find any record available from the Family History Library. In it, you can find the call numbers you need to order records. The catalog is available at www.familysearch.org and on CD.

To find the information you need in the catalog click **Library**, and then click **Family History Library Catalog**.

1. Click **Place Search**.

You will see:

Place

Part of (optional)

2. For the "Place," type: the name of the parish.
3. For "Part of," leave blank.
4. Then find a topic, such as: Church Records.
5. Click on the title you want.
6. Click on **View Film Notes**.
7. Look for the kind of record you want—such as *Syntneet* (Birth)—for the years you want. Write the FHL film number.

For more help, see *Using the Family History Library Catalog* (30966).

Tips

To find church records in the Family History Library Catalog, use the place search, and type in the parish.

If no records are listed when you type in the place:

- Look for spelling variations of the place-name.
- Make sure you type the name of the parish, not the village.

When you find a description of a record you need, copy or print the record from the catalog.

When typing a place-name in the catalog, ignore diacritics (the marks on *å*, *ä*, and *ö*.) For example, *Jyväskylä* can be typed as *Jyvaskyla*.

USING MICROFILM

At this time, most of the Family History Library's records are on microfilm. However, Finnish records after about 1860 are mostly on microfiche.

When you have found and ordered the microfilm or microfiche you need, find a microfilm or microfiche reader, and follow the instructions for threading the film or placing the fiche into the machine. Ask family history center staff to help you.

Finnish microfiche records do not have title pages like the microfilm records do.

Tips

Make sure the years on the title page are the years you need. There may be three or four separate books on a single microfilm. If the first title page doesn't cover the years you want, quickly spin through the film to the next black space. Then look for the next title page and the years covered.

When using the microfilm:

- If the image will not come into focus, make sure the film is between the two glass plates, not under them.
- Learn how to turn the handle to move the film backward and forward. Be careful not to roll the film off the reel.

The frames on Finnish microfiche usually go from left to right.

CHURCH RECORDS: BIRTH (SYNTYNEET/FÖDDA)

Late 1600s to 1900s

Use Birth Records to:

- Find birth information for virtually every person who lived in Finland.
- Find parents' names.

Birth and christening information are on the same record. The Finnish word *kastetut* and the Swedish word *döpta* mean both baptized and christened. Genealogists usually call this a christening record.

Content

- Child's name
- Parents' names, occupation, and residence (which is also the child's birthplace)
- Godparents' names and residence (not in the security copies)
- Birth date
- Christening (baptism) date

Tips

- Write the names of the godparents at the christening. These may be relatives, friends, or important members of the community. Their names may lead you to other relatives.
- Other church records give confirmations, movings, and deaths or burials.
- To find easier-to-read copies of birth, marriage, and death records, look for *Kirkonkirjojen kopioit* in the Family History Library Catalog under church records. Many of these records are also on the Web sites listed under "Searching Birth Records." These security copies (for the earliest records until about 1850) are in modern handwriting and are easier to interpret than the old script.

- Many birth records have been extracted and appear in the International Genealogical Index.
- For help reading the records, see *Genealogical Word List: Finnish* and *Genealogical Word List: Swedish*. (See "Where to Order Publications" on page 15.) Look for English translations of the record headings.

Searching Birth Records

Before searching, you must know:

- Your ancestor's name.
- The parish and county of birth or residence.
- The approximate birth date.

Located at:

- Family History Library and family history centers
- Finnish National and Regional Archives
- www.genealogia.fi/historia/ (in Finnish)
- www.genealogia.fi/historia/indexe.htm (in English)

Family History Library Catalog:

Place search:

Place

Part of

Topics to choose: Church Records

Search for:

- Birth (*syntyneet/födda*) records.
- Births are usually in order by date (year, month, day), from earliest to most recent.

Page 33 In the year 1897

Births and christenings in Liminka Parish

| Month | Birth date | Christening date | Page in the pre-confirmation book | Child's name. Parent's names, status (occupation or position in family), and residence. Names and status of witnesses. Who baptized the child. | Male | Female | Mother's age |
|-------|------------|------------------|-----------------------------------|---|------|--------|--------------|
| April | 21 | 9/5 | 1:22 | <p>Syntyneet ja Kastetut Limingan Seurakunnassa.</p> <p>Vuonna 1897 N:o 31</p> <p>Lapsen nimi. Vanhempien nimi,ikäty ja koto. Kummien nimi ja ikäty. Kuka lapsen kastoi.</p> <p>Heikki. Van. tal. Aappon Juustila on Maria / Toll. tal. Matti Heiskari on Lotta, tal. Aappon Kärppä on Reeta, tal. Aappon Pääkkö on Wiljo Kokko. Kastoi Juho Korhonen</p> | 1 | 29 | |

Heikki. Parents: farmer Aappon Juustila, wife Maria. —Witnesses: farmer Matti Heiskari, wife Lotta, farmer Aappon Kärppä, wife Reeta, farmer's daughter Briita Pääkkö, farmer Wiljo Kokko.

Christened by Juho Korhonen

1897 Birth record for Heikki Abramipoika Juustila (FHL fiche 6365949)

CHURCH RECORDS: *PRECONFIRMATION AND COMMUNION BOOKS* (*Lastenkirjat, Rippikirjat/Barnböcker, Kommunionböcker*) Late 1600s to Early 1900s

Use Preconfirmation (if available) and Communion Books to:

- Find all family members and members of the household.
- Learn names, ages, and birthplaces (of brothers, sisters, parents, grandparents, and so on).

Content

- Names
- Residences
- Ages or dates of birth
- Marriage or banns dates
- Birthplaces
- Moving information
- Relationships to the head of household
- Character references
- Vaccinations
- Occupations

Preconfirmation books. Not all parishes have these books, which were kept sporadically from the 1740s until the late 1800s, primarily in eastern parishes. These books record children who had not yet taken their first communion or been confirmed. Confirmations usually occurred between the ages of 14 and 16, after which the records were transferred to the communion book where the parents resided or where the person worked.

Communion books. These books began in some parishes in the late 1600s and were kept into the 1900s. After 1869 they were called the main books (*pääkirjat/huvudböcker*). They record the religious knowledge and communions of parishioners. The records are arranged by village, farm, and household.

Tips

- It is usually easier to read the birth years than the names. Figure out your ancestor's birth year, and then scan the birth year column for persons born that year (give or take a year). Then try to read the names.

- If you have a person's age for any given year, you can approximate a year of birth by subtracting the age from the year. Search at least one year before the approximate birth year (in case the record was made before the person had had his or her birthday).
- Later communion books have more columns and information than the earlier ones.
- Examine every communion book for the life span of the ancestor in question.
- For help reading the records, see *Genealogical Word List: Finnish* and *Genealogical Word List: Swedish*. (See "Where to Order Publications" on page 15.) Look for English translations of the record headings.

Searching Preconfirmation or Communion Records

Before searching, you must know:

- Your ancestor's name.
- The parish and approximate time your ancestor lived there.

Located at:

- Family History Library
- Finnish National and Regional Archives

Family History Library Catalog:

Place search:


Place

Part of

Topics to choose: Church Records

Search for:

1. The parish.
2. The preconfirmation or communion book which covers the time period of the event (birth, marriage, death, or moving in or out of a parish).
3. Your ancestor's birth year and his or her name.

| Name | Male | Female | Birth | | Place moved from | Smallpox | Mothers tongue | Reading ability | | | Writing ability | Attended the household examination | Partaking of the Communion | Remarks | Departure |
|--|------|--------|--------------|------------|------------------|-------------------------|----------------|-----------------|-------------|---------------|-----------------|------------------------------------|--|--|--|
| | | | Year and day | Place | | | | In a book | From memory | Comprehension | | | Years when person has partaken of the Communion. Also indicates years the book was used. | | |
|  | | | | | | | | | | | | | | | |
| No. 8 Pääkkö (farm) | | | | | | | | | | | | | | | |
| Son-in-law Abram Heikin(poika) Juustila | | | 1. | 14/1 1872 | Liminka | Communion R. Book 1:122 | L. | 4. | 3. | 2. | 95 | 3/9 3/6 1/9 | 11/7 23/10 | 1.5/5 Rejected for military service Married 30 June 1893 | Notation in moving-out book, certificate 183 1:122 |
| Daughter, Wife Maria Isakint(ytär) | | | 1. | 27/11 1868 | Liminka | | R. | L. | 4. | 4. | 3. | 9 28/6 31/7 3/9 3/6 1/9 | 11/7 23/10 | 17/5 Marriage banns 17 May 1893, No 8 | |

1900 Communion record for Abram Heikinpoika Juustila and Maria Isakintytär Pääkkö (FHL fiche 6365861)

CHURCH RECORDS: MARRIAGE (VIHITYT/VIGDA)

Late 1600s to Early 1900s

Use Marriage Records to:

- Find a couple's marriage date and place.

Content

- Groom's name, occupation or civil status, and residence
- Bride's name, civil status, and residence
- Marriage date

Records of marriage announcements (*kuulutetut/lysningar*) or banns (*förelästa*) are also frequently available. The banns were read on three Sundays before the wedding to make sure no one objected to the marriage. The information given is similar to the marriage record.

Tips

- If you cannot find the marriage record in the parish where the couple resided, try the parish where the bride or groom was from or the parish where the first child was born, if these are different from the residence. Next look in surrounding parishes.
- For help reading the records, see *Genealogical Word List: Finnish* and *Genealogical Word List: Swedish*. (See "Where to Order Publications" on page 15.) Look for English translations of the record headings.

Searching Marriage Records

Before searching, you must know:

- Your ancestor's name.
- The parish, and approximate time your ancestor lived there.

Located at:

- Family History Library
- Finnish National and Regional Archives
- www.genealogia.fi/historia/ (in Finnish)
- www.genealogia.fi/historia/indexe.htm (in English)

Family History Library Catalog:

Place search:

Place

Part of

Topics to choose: Church Records

Search for:

- The parish.
- The couple's names.
- Marriages, which are listed by date, from earliest to most recent.

| Marriages in Liminka Parish | | | | In the year 1893 | | Page 45 | | |
|-----------------------------|-----|------------------|---|------------------------|---------------|-----------------------|---------------------|-------------------|
| When married | | Place moved from | Name and status (occupation or position in family) of persons married. Where marriage took place. Who performed the marriage. | Age of persons married | Two unmarried | Widower and unmarried | Widow and unmarried | Widower and widow |
| Month | Day | | | | | | | |
| June | 30 | 1:22 | <p>Awoliittoon vihityt <i>Limingän</i> Seurakunnassa. <i>Till äktenskap sammanwige i församling</i></p> <p>Vihittyin sääty ja nimi. Vihkimä-paikka. Vihkijän nimi. <i>De rigles stånd och namn. Hvarst rigel skett. Af hvem förrättats.</i></p> <p>Talollisen poika, naimiess Abram Heikinpoika Juustila ja mari talontytär Maria Isakintytär Pääkkö. Vihki Pääköllä. <i>G. G. Forsman.</i></p> | 21 | 1. | | | |

1893 Marriage record of Abram Heikinpoika Juustila and Maria Isakintytär Pääkkö (FHL fiche 6365964)

READING GOTHIC SCRIPT • SUMMARY

READING GOTHIC SCRIPT

Reading the old style Finnish or Swedish script may seem overwhelming at first, but you will find that although each scribe used a slight variation of the old style script, they were all quite consistent in their writing.

You will also find that after learning the most common given names and a few common terms, you will be able to read most of the documents you encounter.

Tips

- For help reading Finnish or Swedish and understanding handwriting, see *Genealogical Word List: Finnish and Genealogical Word List: Swedish*. (See “Where to Order Publications” on page 15).
- Several books give instructions about reading old script.
Karskela, Sirkka. *Sukututkijan tietokirja*, pp. 21–25. FHL book 948.97 D27k.
Suomen Sukututkimusseura. *Sukututkimus: askel askeleelta*, pp. 134–135. FHL book 948.97 D27k.
Also useful for Finland is *Danish Norwegian Paleography* (FHL fiche 6030017).
- Practice writing the names of your ancestors in the handwriting style shown in the above publications. This will help you learn to read old Finnish records much faster.

SUMMARY: FINDING A FINNISH FAMILY, BEFORE 1900

For detailed steps, see “The Research Process” on pages 3–6.

1. Find your ancestor’s birth record in church records.
 - Verify what you know about this ancestor.
 - Add new information or make any corrections on the family group record.
 - Write source information on the back of the family group record.
2. Find your ancestor and his or her siblings in the preconfirmation book in church records.
 - Choose the preconfirmation book that includes the year of your ancestor’s birth because then the family will be at the given residence.
 - Write down the siblings’ birth dates and places and the source of the information on the family group record.
 - Look in earlier and later preconfirmation books for additional children in the family.
 - If preconfirmation books are not available, go directly to the communion books.
3. Find your ancestor’s parents in a communion book in church records.
 - Choose the communion book that includes the year of your ancestor’s birth because then the family will be at the given residence.
 - Write down the parents’ ages, birthplaces, and any other information about them.
 - You may find older siblings who had their first communion listed with the parents. Write down information about them and the source information on the family group record.
4. Find the birth records (Church records) for your ancestor’s siblings.
 - Using the given birth dates and places from the preconfirmation or communion book, look in church records for the birth records of each child.
 - Write the names, birth dates, places, and source information on the family group record.
5. Find the marriage record (Church records) of your ancestor’s parents.
 - Look at marriage records from the time and place of the birth of your ancestor’s oldest brother or sister (or verify the marriage date, if it is given in the communion book).
 - If you do not find the record there, then search the towns where the parents were born and neighboring towns.
 - From the marriage record, write the complete marriage date and place and places of residence of the bride and groom.
 - Write source information on your family group record. Then follow the same steps to find a parent’s family.

[illegible]

ADDITIONAL HELPS

Naming Customs in Finland

Given names in two languages

In Finland, records may be in Finnish or in Swedish. Many common personal names have a Swedish and Finnish form. A person's name may change from one record to another.

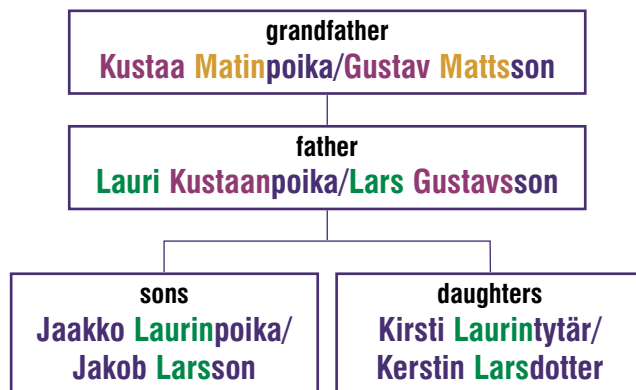
- In church records, ministers usually wrote the Swedish names.
- In histories and family histories, most people used Finnish names.

Some common name variations are:

| Male Names | Female Names |
|------------------------|------------------------|
| <i>Finnish/Swedish</i> | <i>Finnish/Swedish</i> |
| Antti/Anders | Kerttu/Gertru, |
| Juho/Johan | Inkeri/Ingrid |
| Heikki/Henrik | Kaarina/Karin |
| Aappo/Abram | Pirkko/Birgitta |
| Kaapo/Gabriel | Sohvi/Sofia |

Patronymics, until the late 1800s or early 1900s

- A boy's surname was his father's given name and the suffix *-poika/-sson*. In Finnish an *n* was added between the father's name and the suffix.
- A girl's surname was her father's given name and the suffix *-tytär/-dotter*. In Finnish, an *n* was added between the father's name and the suffix.
- A woman's patronymic name did not change when she married.
- Sometimes a person used an occupation, town name, or other nickname in addition to his or her patronymic surname.



Transition period, 1880–1920s

- During the transition people frequently adopted their father's patronymic, while others kept their own

patronymic. Some people took totally new names like Lindholm, Sjöberg, and Nybäck. City dwellers and artisans had actually done this to some extent for a long time, but the practice became common in the late 1800s.

- Another common surname type was the farm name. Traditionally the farm name changed when the residence changed, but it could have been unchanged for generations.
- A law given in 1921 prescribed that families should adopt fixed surnames that did not change with the next generation.

Family surnames of eastern Finland

- In eastern Finland, the use of fixed family surnames has existed for as long as there are any written sources. These names can be traced from generation to generation. They often end in *-nen*, like Virtanen and Halonen.

Time Line

- 1686 A church law prescribed that parishes should begin keeping records.
- 1753 Sweden and Finland made the transition from the Julian to the Gregorian calendar.
- 1808–1809 The Finnish War. Sweden lost Finland to Russia.
- 1863 Finnish was proclaimed equal to Swedish as an official language.
- 1917 Finland declared independence from Russia.
- 1921 A law decreed that fixed surnames were mandatory.

What's Next?

- *Research Outline: Finland* (36216) describes strategies and records for more advanced searches.

More about Finnish Research:

- Vincent, Timothy Laitila and Rick Tapio, *Finnish Genealogical Research*, 1994. (FHL book 948.97 D27v).
- Kankaanpää, Matti J., Tuula Kiiski, and Elisabeth Ushanov, *Sukututkimus: askel askeleelta*, 1999. (FHL book 948.97 D27ka).

Where to Order Publications:

- Internet: <http://www.familysearch.org>
- Salt Lake Distribution Services: phone 801-240-3800

All Family History Library publications are described in: Family History Materials List (34083).

Family Group Record

If typing, set spacing at 1 1/2. Page _____ of _____

Write date as: 4 Oct. 1896

Write place as: Tryon, Polk, North Carolina, USA or
St. Martins, Birmingham, Warwick, Eng.

| | | | | | |
|---|-------------------------|---------------------|-------------------|--|--|
| Husband Given name(s) | | Last name | | <input type="checkbox"/> See "Other marriages" | |
| Born (day month year) | Place | LDS ordinance dates | | Temple | |
| Christened | Place | Baptized | | | |
| Died | Place | Endowed | | | |
| Buried | Place | Sealed to parents | | | |
| Married | Place | Sealed to spouse | | | |
| Husband's father Given name(s) | | Last name | | <input type="checkbox"/> Deceased | |
| Husband's mother Given name(s) | | Maiden name | | <input type="checkbox"/> Deceased | |
| Wife Given name(s) | | Maiden name | | <input type="checkbox"/> See "Other marriages" | |
| Born (day month year) | Place | LDS ordinance dates | | Temple | |
| Christened | Place | Baptized | | | |
| Died | Place | Endowed | | | |
| Buried | Place | Sealed to parents | | | |
| Wife's father Given name(s) | | Last name | | <input type="checkbox"/> Deceased | |
| Wife's mother Given name(s) | | Maiden name | | <input type="checkbox"/> Deceased | |
| Children List each child (whether living or dead) in order of birth. | | | | LDS ordinance dates | Temple |
| 1 | Sex | Given name(s) | Last name | | <input type="checkbox"/> See "Other marriages" |
| | Born (day month year) | Place | Baptized | | |
| | Christened | Place | Endowed | | |
| | Died | Place | Sealed to parents | | |
| | Spouse Given name(s) | | Last name | | |
| | Married | Place | Sealed to spouse | | |
| 2 | Sex | Given name(s) | Last name | | <input type="checkbox"/> See "Other marriages" |
| | Born (day month year) | Place | Baptized | | |
| | Christened | Place | Endowed | | |
| | Died | Place | Sealed to parents | | |
| | Spouse Given name(s) | | Last name | | |
| | Married | Place | Sealed to spouse | | |
| 3 | Sex | Given name(s) | Last name | | <input type="checkbox"/> See "Other marriages" |
| | Born (day month year) | Place | Baptized | | |
| | Christened | Place | Endowed | | |
| | Died | Place | Sealed to parents | | |
| | Spouse Given name(s) | | Last name | | |
| | Married | Place | Sealed to spouse | | |
| Select only one of the following options. The option you select applies to all names on this form. | | | Your name | | |
| <input type="checkbox"/> Option 1—Family File Send all names to my family file at the _____ Temple. | | | Address | | |
| <input type="checkbox"/> Option 2—Temple File Send all names to any temple, and assign proxies for all approved ordinances. | | | | | |
| <input type="checkbox"/> Option 3—Ancestral File Send all names to the computerized Ancestral File for research purposes only, not for ordinances. I am including the required pedigree chart. | | | | | |
| | | | Phone () | | Date prepared |

| | | | |
|--|-----|-------------------------|--|
| Husband Given name(s) | | Last name | |
| Wife Given name(s) | | Maiden name | |
| Children List each child (whether living or dead) in order of birth. | | | LDS ordinance dates |
| | | | Temple |
| 4 | Sex | Given name(s) | Last name <input type="checkbox"/> See "Other marriages" |
| | | Born (day month year) | Place |
| | | Christened | Place |
| | | Died | Place |
| | | Spouse Given name(s) | Last name |
| | | Married | Place |
| | | Baptized | |
| | | Endowed | |
| | | Sealed to parents | |
| | | Sealed to spouse | |
| 5 | Sex | Given name(s) | Last name <input type="checkbox"/> See "Other marriages" |
| | | Born (day month year) | Place |
| | | Christened | Place |
| | | Died | Place |
| | | Spouse Given name(s) | Last name |
| | | Married | Place |
| | | Baptized | |
| | | Endowed | |
| | | Sealed to parents | |
| | | Sealed to spouse | |
| 6 | Sex | Given name(s) | Last name <input type="checkbox"/> See "Other marriages" |
| | | Born (day month year) | Place |
| | | Christened | Place |
| | | Died | Place |
| | | Spouse Given name(s) | Last name |
| | | Married | Place |
| | | Baptized | |
| | | Endowed | |
| | | Sealed to parents | |
| | | Sealed to spouse | |
| 7 | Sex | Given name(s) | Last name <input type="checkbox"/> See "Other marriages" |
| | | Born (day month year) | Place |
| | | Christened | Place |
| | | Died | Place |
| | | Spouse Given name(s) | Last name |
| | | Married | Place |
| | | Baptized | |
| | | Endowed | |
| | | Sealed to parents | |
| | | Sealed to spouse | |
| Other marriages List other marriages and sealings of the husband, wife, and children on this form. List any necessary explanations. | | | |
| Sources of information Add further information on attached sheets as necessary. | | | |

Note: Please take every reasonable step to see that the information on this form is as accurate and complete as practical. This will help maintain the integrity of Church family history files and reduce duplication of temple ordinance work.

ADDITIONAL HELPS • INDEX

ADDITIONAL HELPS

Archives and Libraries

Family History Centers

www.familysearch.org

Tel. 1-800-346-6044

Family History Library

35 N. West Temple St., Rm. 344

Salt Lake City, UT 84150-3400

1-801-240-2331

Finnish National Archive (Kansallisarkisto/Riksarkivet)

Rauhankatu 17

00170 Helsinki

Finland

Tel. 011-358-9-228 521

Fax 011-358-9-176 302

www.narc.fi

E-mail: Kansallisarkisto@narc.fi

(The Internet site of the National Archives also gives the addresses of the provincial archives.)

INDEX

| | | | |
|--|-------|--|-------|
| additional helps | 15 | map of Finland, counties | 8 |
| archives and libraries (addresses) | 18 | marriage records | 6, 12 |
| birth records | 10 | microfilm | 9 |
| catalog | 9 | more about Finnish research | 15 |
| church records: birth. | 10 | naming customs | 15 |
| church records: marriage | 6, 12 | place-names | 7–8 |
| communion books | 11 | places | 7–8 |
| customs, naming. | 15 | preconfirmation books | 11 |
| family group record | 5, 16 | reading Gothic script | 13 |
| Family History Library Catalog | 9 | time line | 15 |
| five steps for finding a family | 3–6 | using the Family History Library Catalog | 9 |
| following the steps—the process. | 3–6 | using the microfilm | 9 |
| gazetteer | 8 | what's next? | 15 |
| how to begin | 2 | where to order publications. | 15 |

Other publications you will need:

Genealogical Word List: Finnish (35815)

Genealogical Word List: Swedish (31028)

For Latter-day Saints:

Instructions for submitting names for temple ordinances.

Please send suggestions to:

Publications Coordination
Family History Library
35 N. West Temple St. Rm. 344
Salt Lake City, UT 84150-3400 USA
Fax: 801-240-5551

No part of this document may
be reprinted, posted online, or
reproduced in any form for any
purpose without the prior written

permission of the publisher. Send
all requests for such permission to:

Copyrights and Permissions
Coordinator
Family and Church History
Department
50 E. North Temple St. Rm. 599
Salt Lake City, UT 84150-3400 USA
fhd-copyright@ldschurch.org
Fax: 801-240-2494

